


The purpose of this document is to provide  
step by step guide in order to submit  
Covid 19 Test Result online

# COVID-19 TEST RESULT

## Login to Oracle



### SIGN IN ORACLE APPLICATIONS CLOUD

Company Single Sign-On

or


39194

\*\*\*\*\*

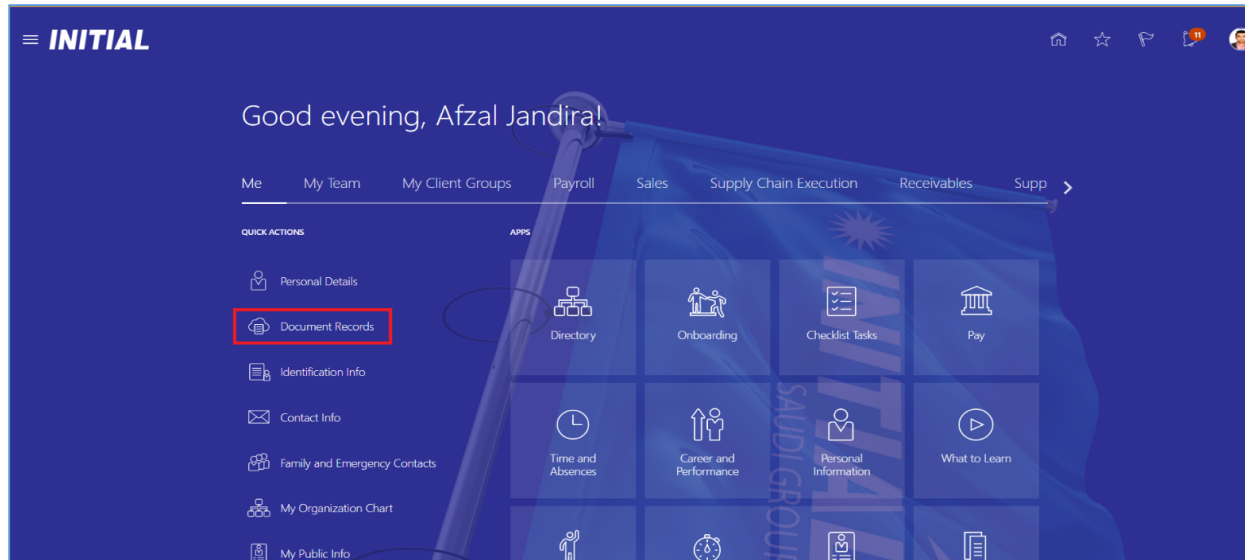
Forgot Password

Sign In


English ▼








Click “Document Records” under “Me”



Click Add and Select “Medical Test Report”

 **INITIAL**

 Add Document  
Afzal Jandira

Submit

Document Details

\*Document Type

Select a value

Exit/Re-Entry	Saudi Arabia	Employment
Loan Request	Saudi Arabia	Employment
Medical Lab Report	Saudi Arabia	Identification
My Documents		Identification
Passport Request	Saudi Arabia	Employment
Pavslip		Pavroll

## Enter all Information: Nature of Test – Test Date – Test Result – Collection Center – Attached report



Add Document

Afzal Jandira

Submit

### Document Details

\*Document Type

Medical Lab Report



Country

Saudi Arabia

Category

Identification

Valid Days

15 Days

Nature of Test

COVID 19



Test Result

Negative



Test Date

3-12-2020



Collection Center

Private



Attachments



Drag files here or click to add attachment



Covid Result.jpg (57.75 KB)



By Afzal Jandira on 3-12-2020



## Submit the Report